



## Redlynch State College BYO iPad Program App List – Year 1 to 4

Welcome to the Redlynch State College BYO iPad Program! Please follow these instructions to get your child's iPad set up for use at school.

**Prior to the start of the school year:**

- 1) Load all the Whole Campus apps on your child's iPad FIRST.**
- 2) Then load the relevant Year Level apps.**

Whole campus apps are required to be downloaded by all students, regardless of year level. Each year level also has apps specifically selected for that year level which need to be downloaded onto the iPad prior to starting school. Teachers may request college-approved additional class apps or they may suggest apps for individual students based on individual student's learning needs.

Required apps are to be installed at the cost of the parent (most are free). They are listed on the following pages. Click on the links to be taken directly to the app in the App Store. You will need an Apple ID to proceed. This can be done through your student's iPad or via family sharing.

Parents and students need to read the [Student BYO iPad Charter and Agreement](#) for detailed information regarding our BYO iPad Program.











**The Intune Company Portal app is required to connect to the school internet.**

Instructions detailing how to connect your child's device via Intune can be found on the [college website](#).

While all internet use is filtered and monitored at Redlynch State College, parents are encouraged to monitor their child's use of the internet when not at school.

## Whole Campus Required Apps



***Please load these first.***

<a href="#"><u>Intune Company Portal</u></a> Free		<a href="#"><u>Book Creator</u></a> \$5.99		<a href="#"><u>Notes</u></a> Free	
<a href="#"><u>Sora</u></a> Free		<a href="#"><u>iMovie</u></a> Free		<a href="#"><u>Class Dojo</u></a> (parent device) Free	
<a href="#"><u>Seesaw Class</u></a> (student device) Free		<a href="#"><u>Seesaw Parent and Family</u></a> (parent use only) Free		<a href="#"><u>Apple Books</u></a> Free	

*Please note: Reading Eggs is still used, but the app has ongoing technical issues, so students are able to access the program via the Safari browser.*





## Year 1 Required Apps

***Please load these after the Whole Campus apps.***

<a href="#"><u>Touch and Write: Queensland</u></a> \$4.99		<a href="#"><u>ABC Kids Listen</u></a> Free	
--	---	--	--

## Year 2 Required Apps

***Please load these after the Whole Campus apps.***

<a href="#"><u>Tayasui Sketches School</u></a> Free		<a href="#"><u>Scratch Jnr</u></a> Free		<a href="#"><u>Japanese-Hiragana</u></a> Free	
<a href="#"><u>ABC Kids Listen</u></a> Free					







## Year 3 Required Apps

***Please load these after the Whole Campus apps.***

<a href="#"><u>NAP Locked Down Browser</u></a> Free		<a href="#"><u>Tayasui Sketches School</u></a> Free		<a href="#"><u>Scratch Jnr</u></a> Free	
<a href="#"><u>Pages</u></a> Free		<a href="#"><u>Japanese-Hiragana</u></a> Free			

## Year 4 Required Apps

*Please load these after the Whole Campus apps.*

<a href="#"><u>Tayasui Sketches School</u></a> <i>Free</i>		<a href="#"><u>Pages</u></a> <i>Free</i>		<a href="#"><u>Keynote</u></a> <i>Free</i>	
<a href="#"><u>Microsoft OneDrive</u></a> <i>Free</i>		<a href="#"><u>Microsoft Word</u></a> <i>Free</i>		<a href="#"><u>Microsoft Outlook</u></a> <i>Free</i>	
<a href="#"><u>Japanese-Hiragana</u></a> <i>Free</i>					