



Redlynch State College Year 5 and 6 BYO Laptop Program List

Welcome to the Redlynch State College BYO Laptop Program! Please follow these instructions to get your child's laptop set up for use at school.

1. Enrol your child's BYO device into Intune.

Instructions can be found on the [college website](#). This includes information about the laptop hardware specifications.

2. Install programs listed below.

Teachers may request college-approved additional programs or they may suggest programs for individual students based on individual student's learning needs.

3. Parents and students need to **read the [Student BYO Laptop Charter and Agreement](#)** for detailed information regarding our BYO Laptop Program.


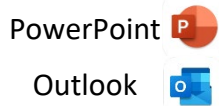
While all internet use is filtered and monitored at Redlynch State College, parents are encouraged to monitor their child's use of the internet outside of school.

Required Programs for Year 5 and 6 BYO Laptop Program

Microsoft Office for Windows (Free)

Follow this link for download and installation instructions: [Download and Install Office 365](#).

This will download these required programs:



Microsoft Teams (Free)

[This link](#) will allow you to download the program for free.



NAP Locked Down Browser

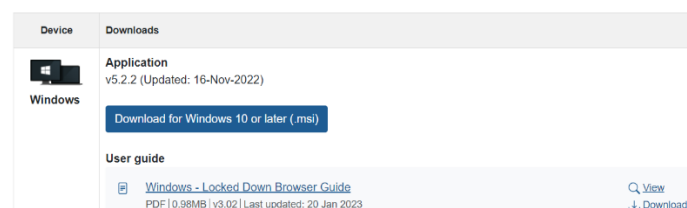


Year 5 only.

Access the [NAPLAN Online website](#).

Click on (or scroll to) *locked down browser and user guides*.

Choose the Windows .msi file (or MacOS for MacBooks) and follow the instructions.



If you have any questions or concerns, first port of call is your classroom teacher, who can request support from our Information Technology Team as required.